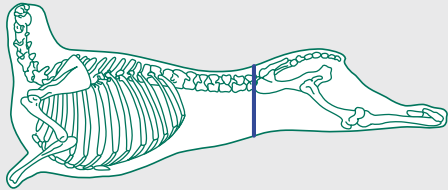


Leg Joints – Whole Leg (D)

Code:

Leg L043



1. Position of the leg and chump.

2. Remove back and tailbones.

3. The bone-in rump is removed by a square cut in line...

4. ...with the top of the femur bone.



5. Remove the remainder of the aitch bone.

6. Remove the topside muscle by following the natural seams.

7. Remove fat deposits.


8. Remove the Mini Leg Joint using a square cut at a point of 2" from the top of the Femur.



Leg Joints – Whole Leg (D) – continued

Code:

Leg L043

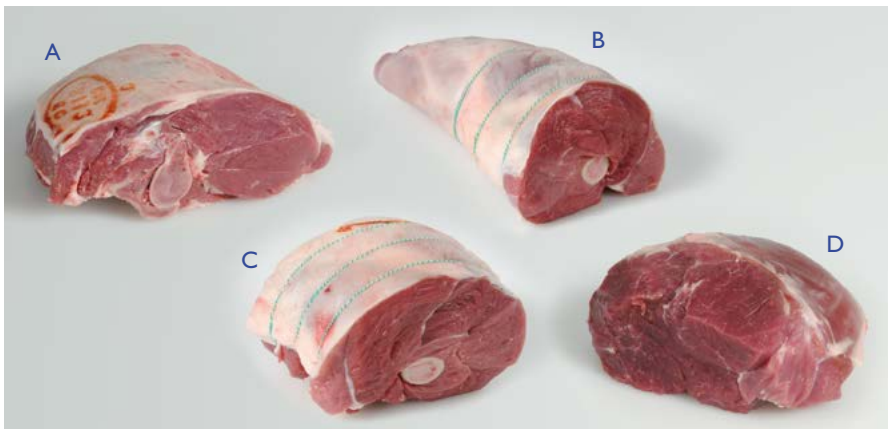


9. **Topside Roast Code: Leg L010.**
Maximum fat thickness 5mm.

10. **Mini Bone-in Leg Joint.**

11. **Mini Carvery Leg of Lamb.**

12. **Bone-in Lamb Rump.**



13. **A. Bone-in Lamb Rump**
B. Mini Carvery Leg of Lamb

C. Mini Bone-in Leg Joint
D. Topside Roast

